

# Harbor Traffic Mgm

**Dock & Quay Position & Schedule** are prepared by Production Controller (Dwi) & circulated among Section Heads prior to the daily operation meeting at 1 pm. This meeting normally last 1 hour and issues & deviation from plan are discussed. Pictured here is Mr Kim, the Chief Operating Officer chairing the meeting & going through the schedule.





# DOCK & QUAY POSITION

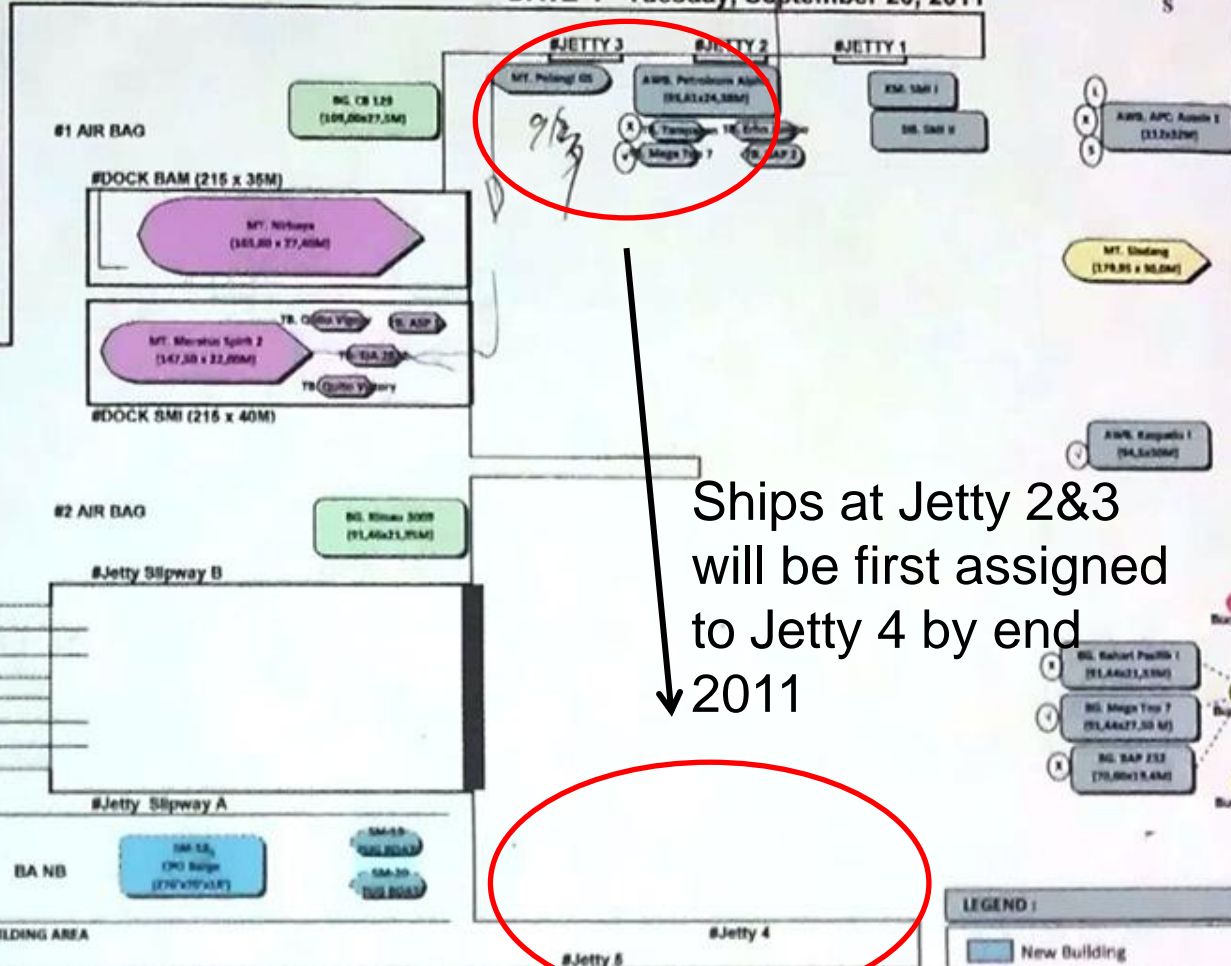
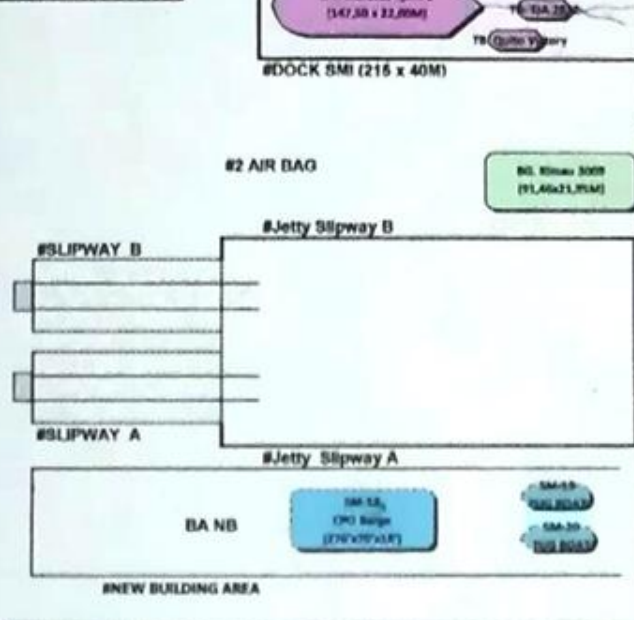
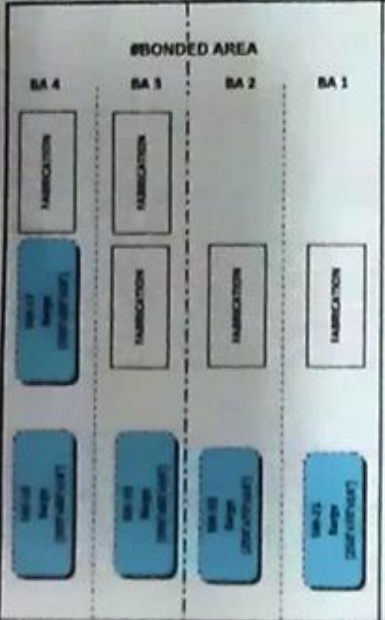
9/20



DATE : Tuesday, September 20, 2011

## DAILY SHIP'S MONITORING SCHEDULE

NO.	DATE	TIME	SHIP'S NAME	LOCATION
1.				
2.				
3.				
4.				
5.				
6.				
7.				
8.				



Ships at Jetty 2&3  
will be first assigned  
to Jetty 4 by end  
2011

**LEGEND :**

- New Building
- Graving Dock Repair
- Slipway Repair
- Air Bag Repair
- Floating Repair
- Finished Work
- Drydock waiting list

LOCKED HARBOUR MASTER  
 NOT ALLOWED SAIL OFF  
 ALLOWED SAIL OFF  
 SECURITY GUARD

PROJ. ETL	PROJ. MNG	PROJ. MAN	PROJ. SUPPORT



**DOCK & QUAY SCHEDULE**

MONTH	SEPTEMBER 2011														OCTOBER 2011																																					
	DAY	1	2	3	4	5	6	7	8	9	10	11	12	13	14	15	16	17	18	19	20	21	22	23	24	25	26	27	28	29	30	1	2	3	4	5	6	7	8	9	10	11	12	13	14	15	16	17	18			
DATE	17	18	19	20	21	22	23	24	25	26	27	28	29	30	1	2	3	4	5	6	7	8	9	10	11	12	13	14	15	16	17	18	19	20	21	22	23	24	25	26	27	28	29	30	1	2	3	4	5	6	7	8
DOCK BAK	MT. NIBAWA 181.80 x 27.40 M (2)														100. PANGUNAN 122.87 x 23.50 M (2) CHAMPION ONE 98.33 x 23.80 M (2)																																					
DOCK SMI	MPK MERATUS SPIRIT 2 143.50 x 22.80 M (2) TR. QUOTE VICTORY 29.40 x 8.30 M (2) TR. CUBITO VIGOUR 29.40 x 8.70 M (2) TR. TIA 2012 29.40 x 8.70 M (2) TR. ASP -1 25.20 x 8.50 M (2)														PT. SPA 180.00 x 33.2 M (2) MPK ROSSALA 104.4 x 8.50 M (2) MPK ROSSALA 104.4 x 8.50 M (2) TR. MANDIRI BARTO 29.80 x 9.50 M (2) TR. PEC 248 25.40 x 8.70 M (2)																																					
SW A	[Wavy line]														[Wavy line]																																					
AIR BAG AREA	BIG BRISOLU BONE 91.44 x 27.43 M (2) BIG CR 220 101.80 x 27.50 M (2)														BIG LOW BOM CHUAN 68 91.44 x 24.40 M (2) BIG BOX DELAPAN 87.87 x 24.40 M (2) BIG GAYNATUN ROZZAQ 11 91.44 x 26.30 M (2) BIG GALSIH - 2 11.00 x 26.30 M (2)																																					
NONDED AREA																																																				
1, 2 & 3 JETTY	MT. PLANGI 2 SURYA AWA PETROLUM ALPHA TR. TANPISAN (Dome) TR. MEGA TOP 7 TR. ERSHAN AJIBO (Dome)																																																			
JETTY AIR BAG R1																																																				
JETTY SW B	[Wavy line]																																																			
JETTY SW A	[Wavy line]																																																			
4 & 5 JETTY																																																				
ANCHOR	BIG BAP 232 (Dome) AWA KAMPON BIG BAHARI PASIR 1 (Dome) AWA APC PERSE 1 (Dome) BIG MEGA TOP 7 (Dome)																																																			
SHIP TOTAL	MT. SINDANG																																																			
REMARKS																																																				

Current ships at Jetty 2&3 will be first assigned to Jetty 4 by end 2011. Shell BO shipments will appear on this row.